

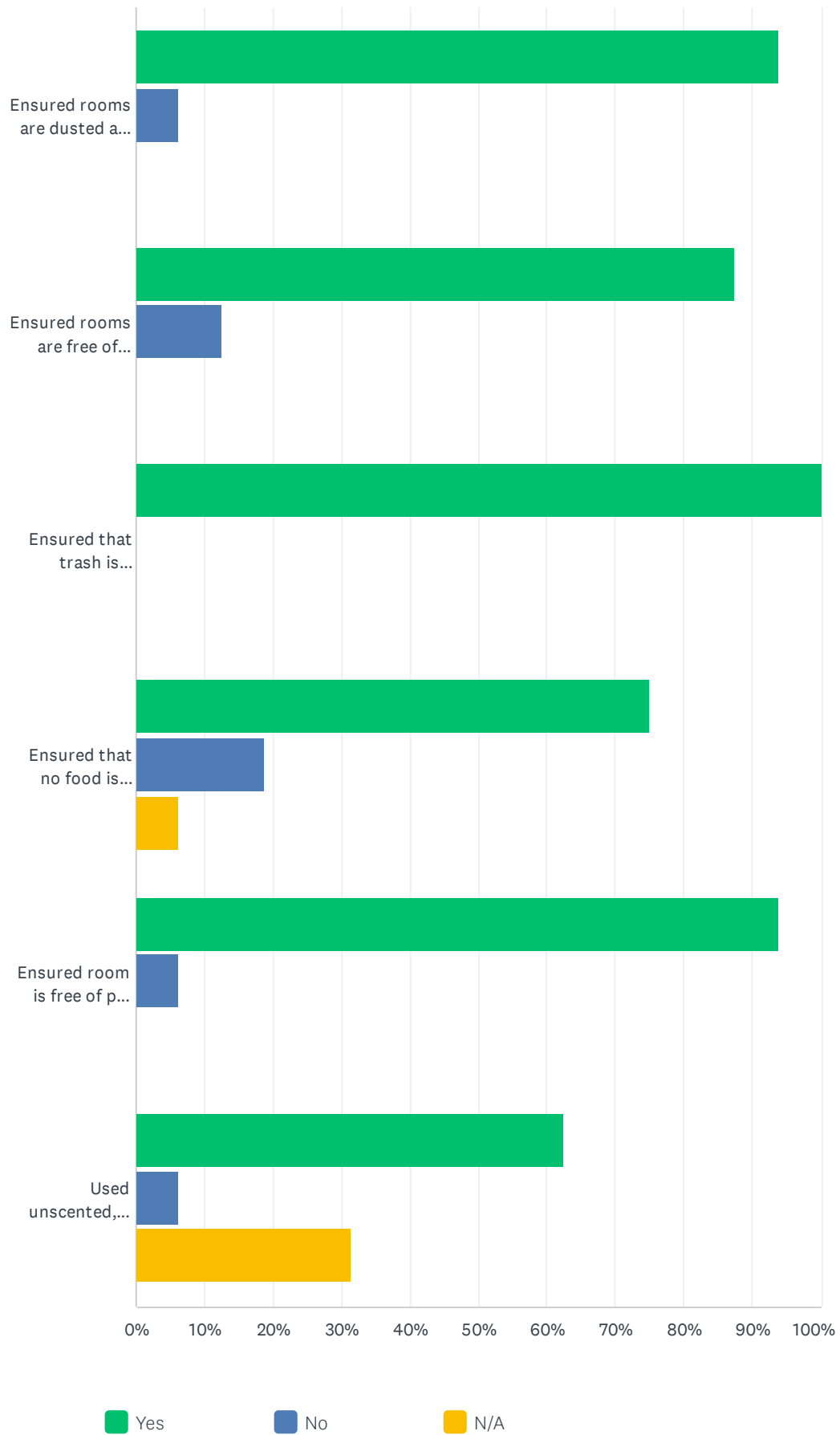
Q1 What is your Room

Answered: 16 Skipped: 0

Q2 General Cleanliness

Answered: 16 Skipped: 0

Teacher's Classroom IAQ Checklist



Teacher's Classroom IAQ Checklist

	YES	NO	N/A	TOTAL	WEIGHTED AVERAGE
Ensured rooms are dusted and vacuumed regularly	93.75% 15	6.25% 1	0.00% 0	16	1.06
Ensured rooms are free of clutter	87.50% 14	12.50% 2	0.00% 0	16	1.13
Ensured that trash is removed daily	100.00% 16	0.00% 0	0.00% 0	16	1.00
Ensured that no food is stored in classrooms overnight	75.00% 12	18.75% 3	6.25% 1	16	1.20
Ensured room is free of pets and vermin	93.75% 15	6.25% 1	0.00% 0	16	1.06
Used unscented, school-approved cleaners and air fresheners, if any, in rooms	62.50% 10	6.25% 1	31.25% 5	16	1.09

Q3 General Cleanliness

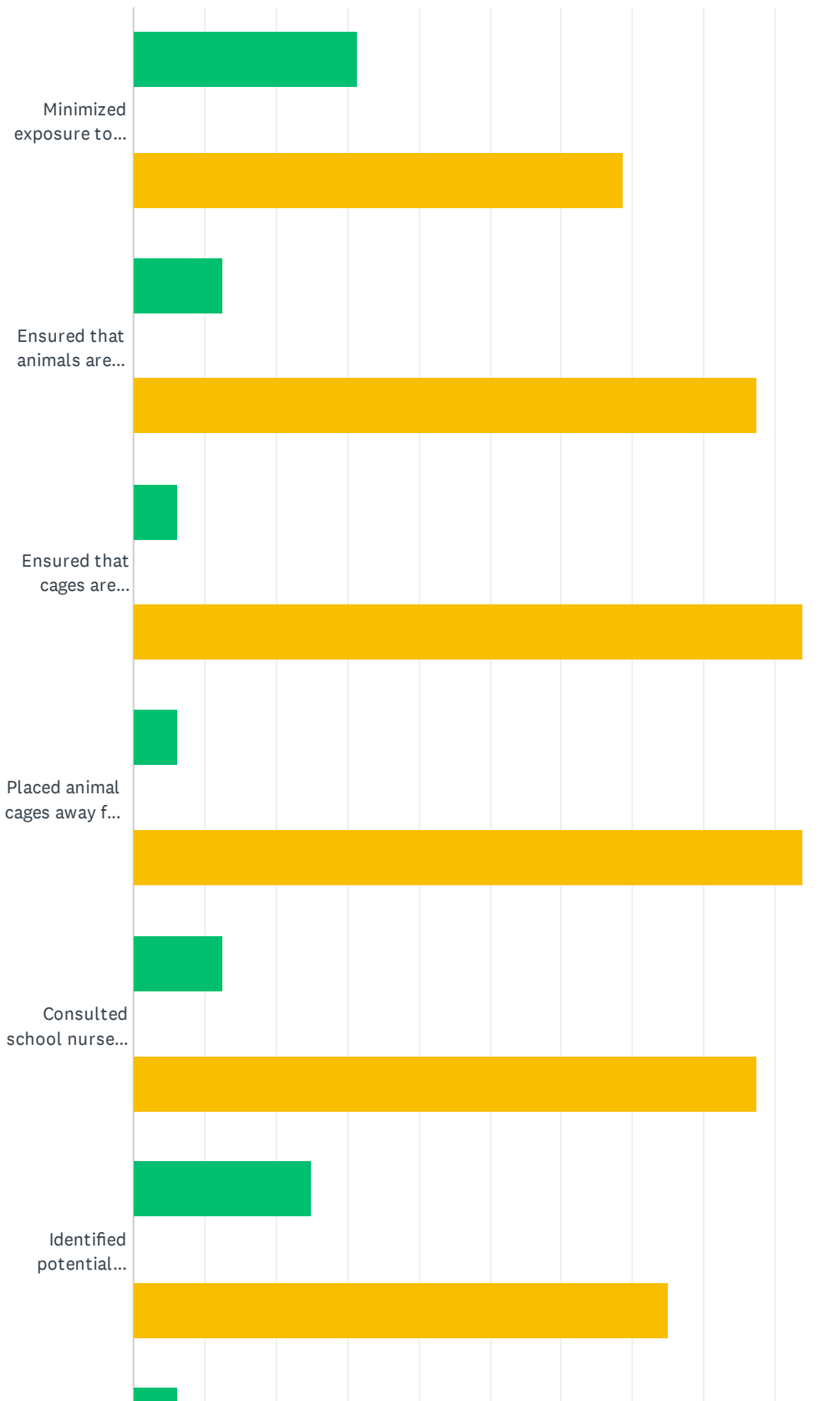
Answered: 0 Skipped: 16

 No matching responses.

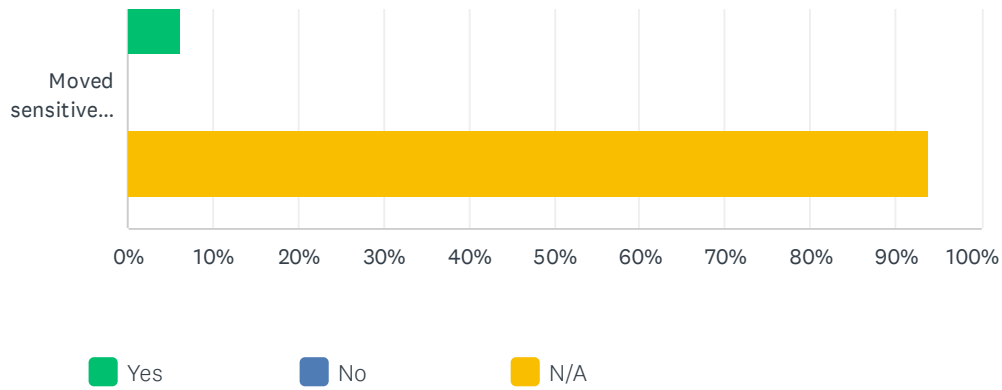
	YES	NO	N/A	TOTAL	WEIGHTED AVERAGE
Ensured rooms are dusted and vacuumed regularly	0.00% 0	0.00% 0	0.00% 0	0	0.00
Ensured rooms are free of clutter	0.00% 0	0.00% 0	0.00% 0	0	0.00
Ensured that trash is removed daily	0.00% 0	0.00% 0	0.00% 0	0	0.00
Ensured that no food is stored in classrooms overnight	0.00% 0	0.00% 0	0.00% 0	0	0.00
Ensured room is free of pets and vermin	0.00% 0	0.00% 0	0.00% 0	0	0.00
Used unscented, school-approved cleaners and air fresheners, if any, in rooms	0.00% 0	0.00% 0	0.00% 0	0	0.00

Q4 Animals in the Classroom

Answered: 16 Skipped: 0



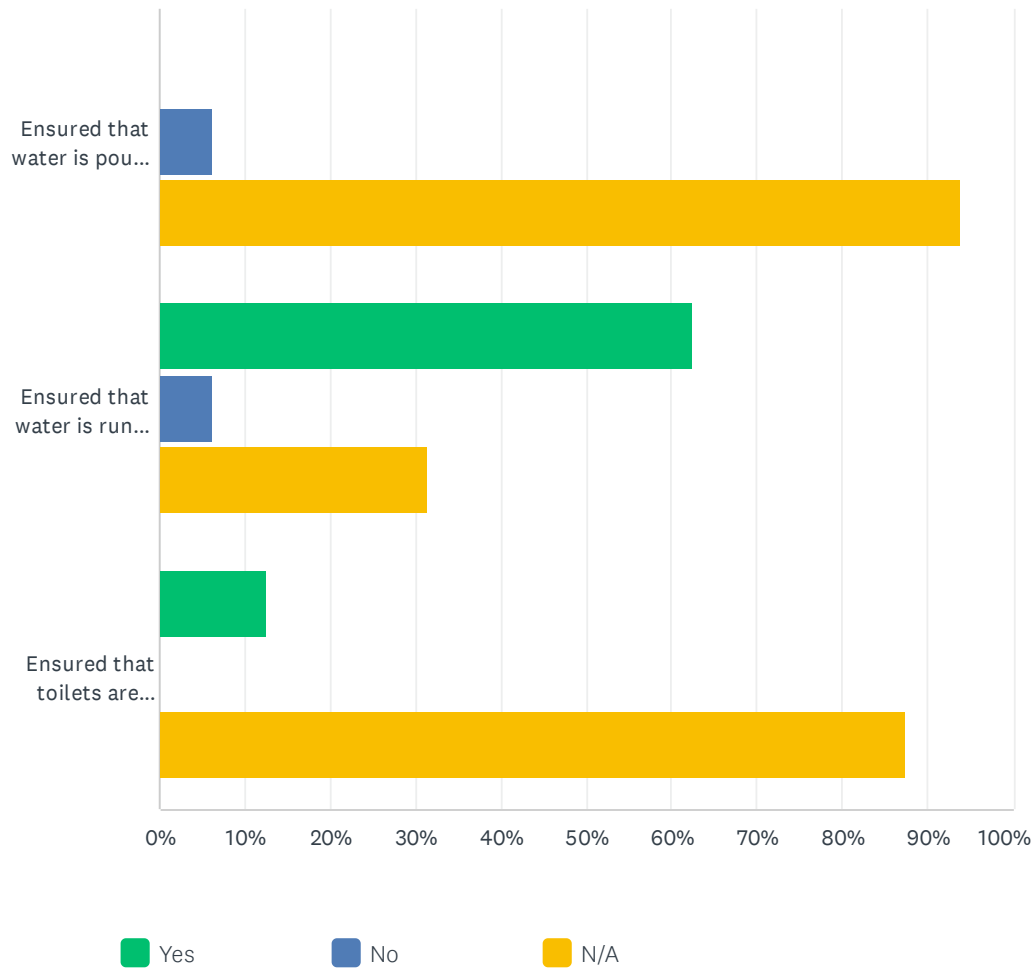
Teacher's Classroom IAQ Checklist



	YES	NO	N/A	TOTAL	WEIGHTED AVERAGE
Minimized exposure to animal allergens	31.25% 5	0.00% 0	68.75% 11	16	1.00
Ensured that animals are kept in cages (as much as possible)	12.50% 2	0.00% 0	87.50% 14	16	1.00
Ensured that cages are cleaned regularly	6.25% 1	0.00% 0	93.75% 15	16	1.00
Placed animal cages away from supply and return vents	6.25% 1	0.00% 0	93.75% 15	16	1.00
Consulted school nurse about student allergies or sensitivities (privacy laws may limit the information health officials can disclose)	12.50% 2	0.00% 0	87.50% 14	16	1.00
Identified potential allergies of students	25.00% 4	0.00% 0	75.00% 12	16	1.00
Moved sensitive students away from animals and habitats	6.25% 1	0.00% 0	93.75% 15	16	1.00

Q5 Drain Traps in the Classroom

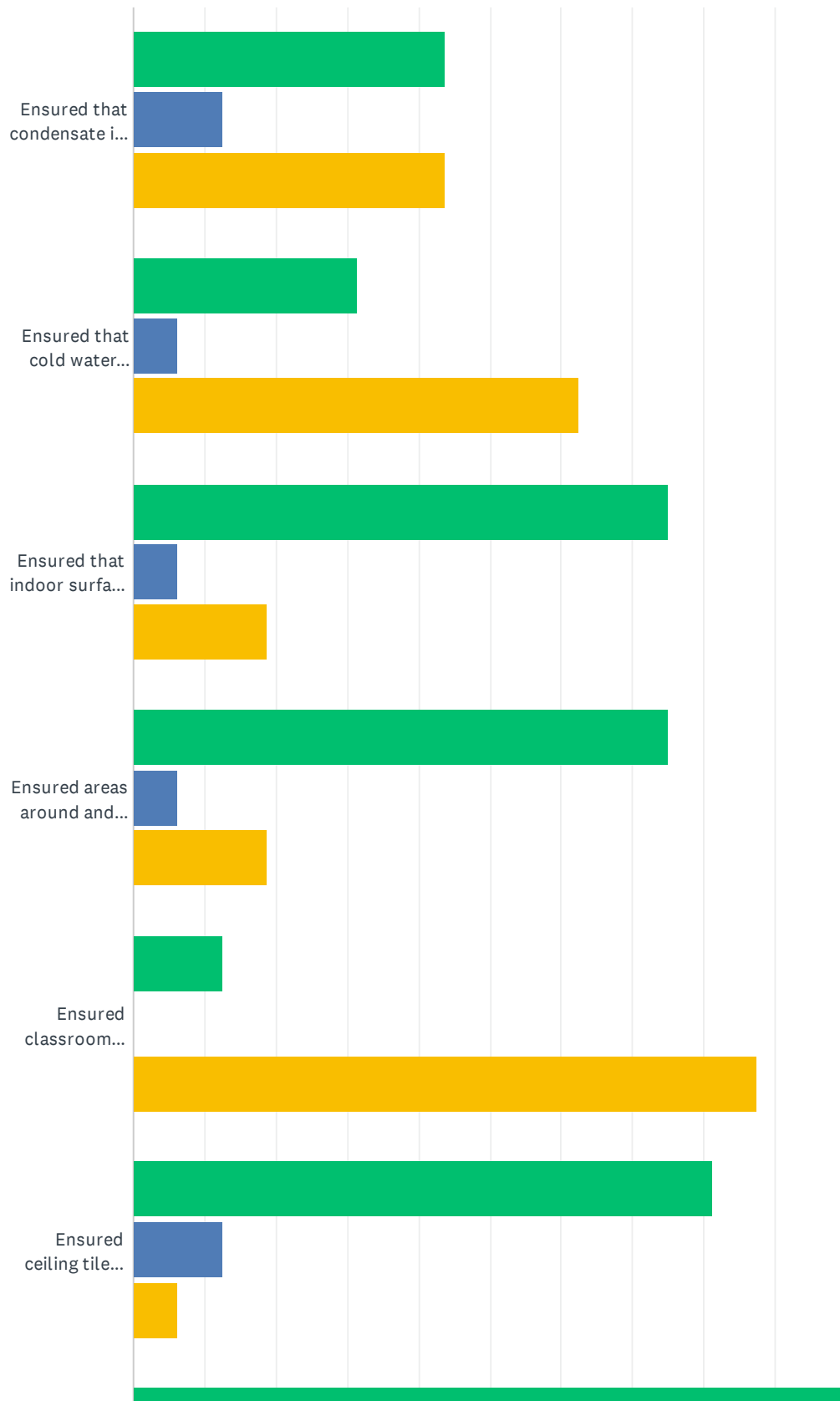
Answered: 16 Skipped: 0



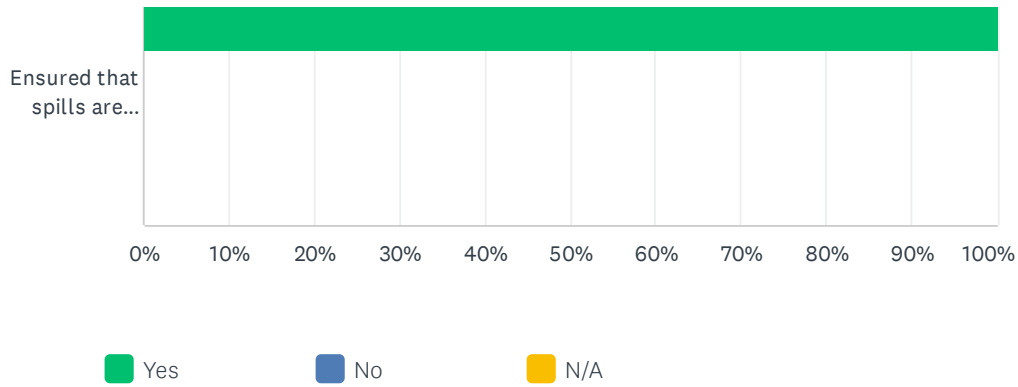
	YES	NO	N/A	TOTAL	WEIGHTED AVERAGE
Ensured that water is poured down floor drains once per week	0.00% 0	6.25% 1	93.75% 15	16	2.00
Ensured that water is run in sinks at least once per week	62.50% 10	6.25% 1	31.25% 5	16	1.09
Ensured that toilets are flushed once each week, esp. if not used regularly	12.50% 2	0.00% 0	87.50% 14	16	1.00

Q6 Excess Moisture in Classrooms

Answered: 16 Skipped: 0



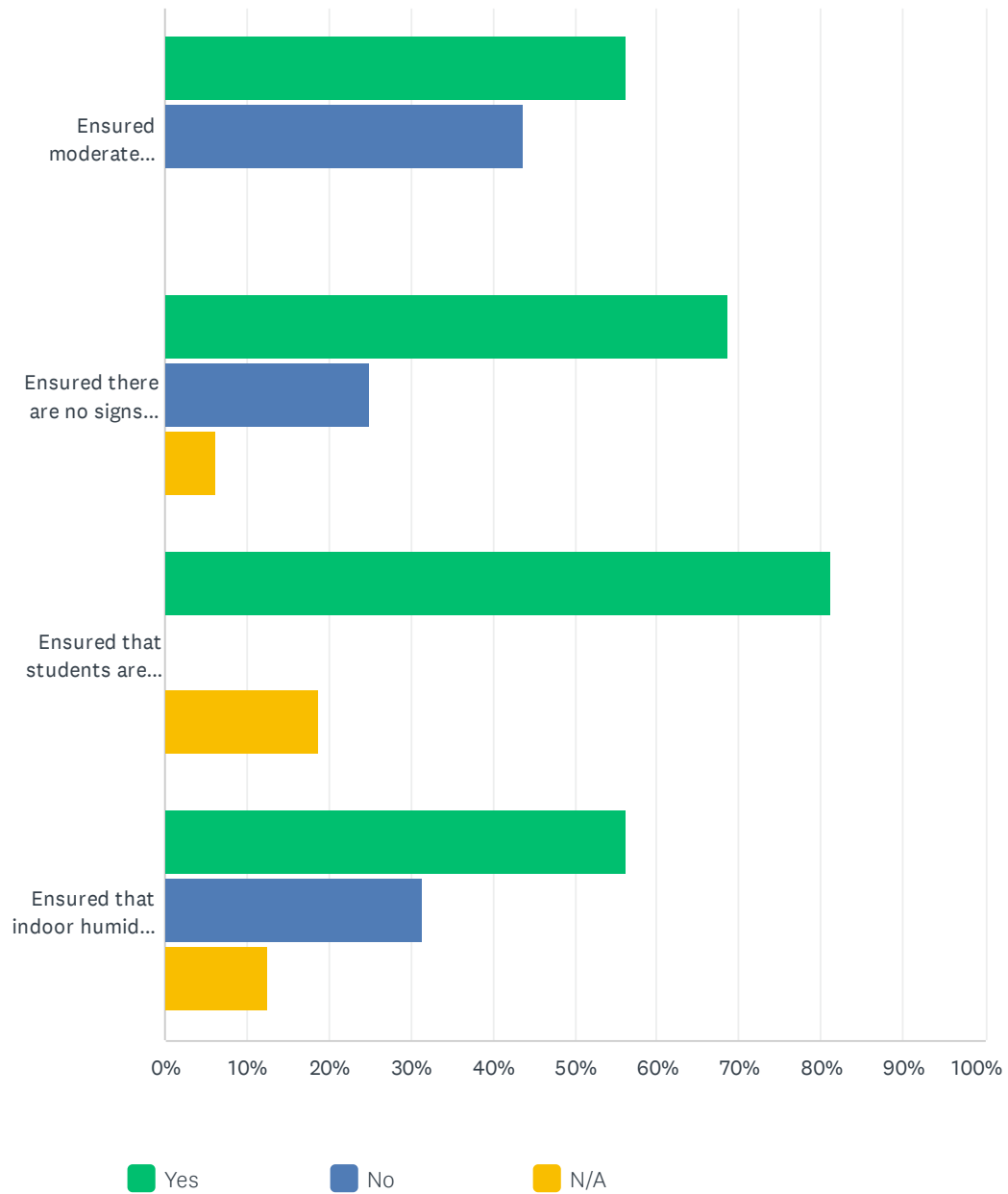
Teacher's Classroom IAQ Checklist



	YES	NO	N/A	TOTAL	WEIGHTED AVERAGE
Ensured that condensate is wiped from windows, windowsills and window frames	43.75% 7	12.50% 2	43.75% 7	16	1.22
Ensured that cold water pipes are free of condensate	31.25% 5	6.25% 1	62.50% 10	16	1.17
Ensured that indoor surfaces of exterior walls are free of condensate	75.00% 12	6.25% 1	18.75% 3	16	1.08
Ensured areas around and under classroom sinks are free of leaks	75.00% 12	6.25% 1	18.75% 3	16	1.08
Ensured classroom lavatories are free of leaks	12.50% 2	0.00% 0	87.50% 14	16	1.00
Ensured ceiling tiles and walls are free of leaks (discoloration may indicate periodic leaks)	81.25% 13	12.50% 2	6.25% 1	16	1.13
Ensured that spills are cleaned promptly	100.00% 16	0.00% 0	0.00% 0	16	1.00

Q7 Thermal Comfort

Answered: 16 Skipped: 0

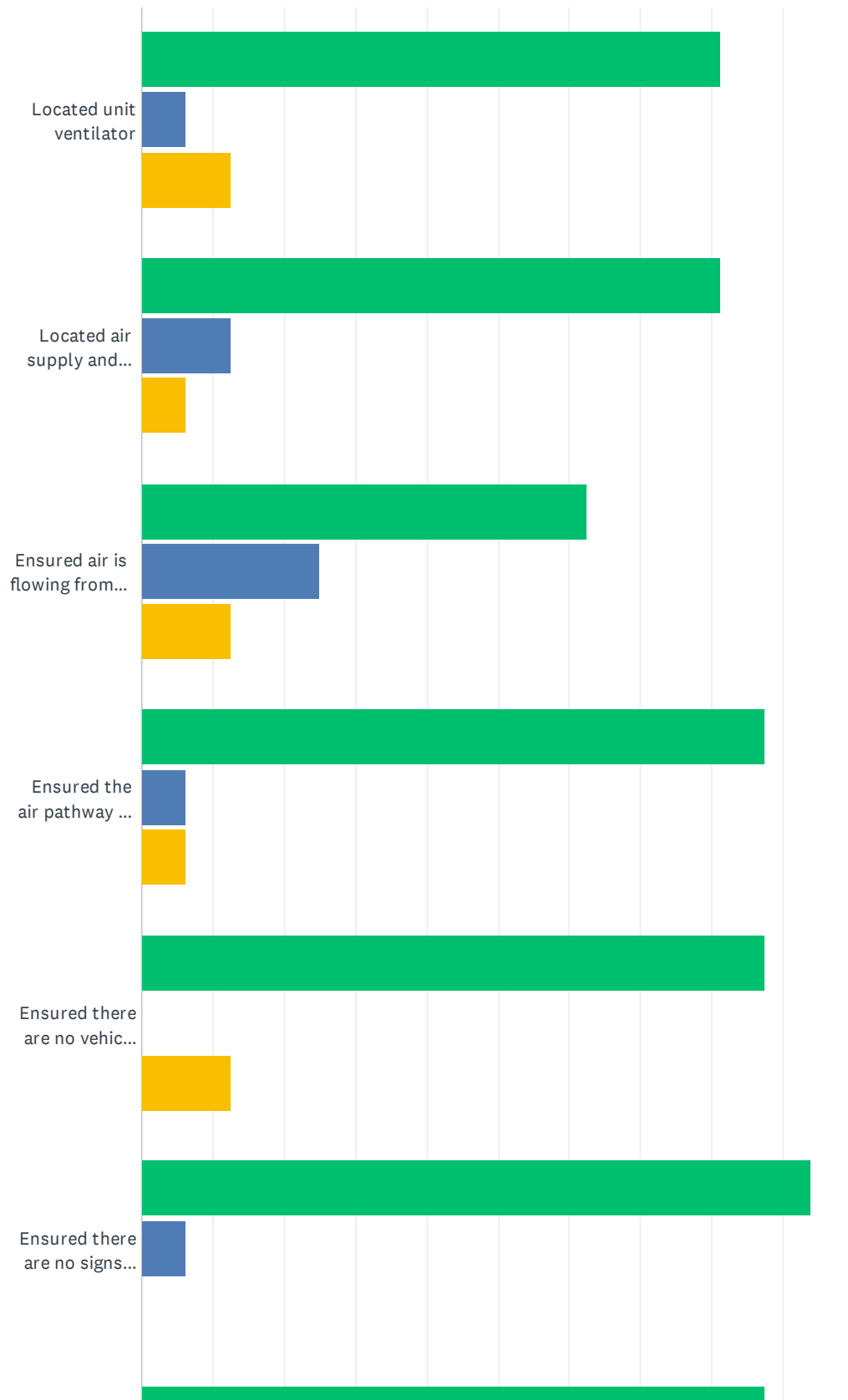


Teacher's Classroom IAQ Checklist

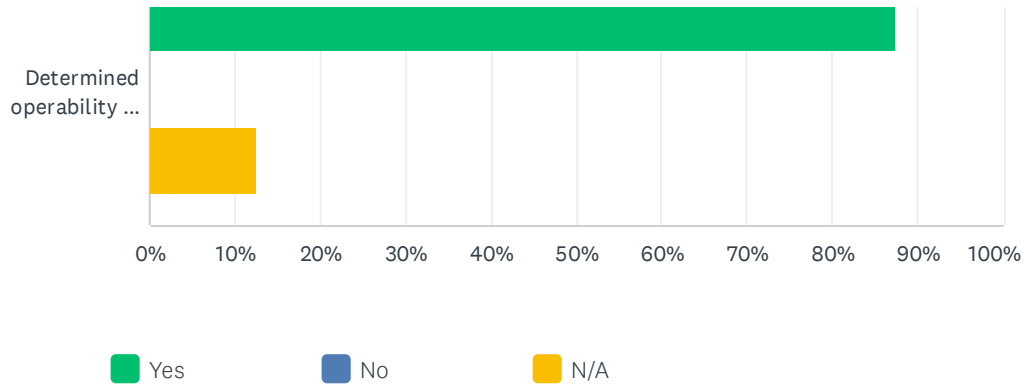
	YES	NO	N/A	TOTAL	WEIGHTED AVERAGE
Ensured moderate temperature (should generally be 72-76 degrees)	56.25% 9	43.75% 7	0.00% 0	16	1.44
Ensured there are no signs of draftiness	68.75% 11	25.00% 4	6.25% 1	16	1.27
Ensured that students are not seated in direct sunlight	81.25% 13	0.00% 0	18.75% 3	16	1.00
Ensured that indoor humidity is maintained at acceptable levels (between 30-60%)	56.25% 9	31.25% 5	12.50% 2	16	1.36

Q8 Ventilation

Answered: 16 Skipped: 0



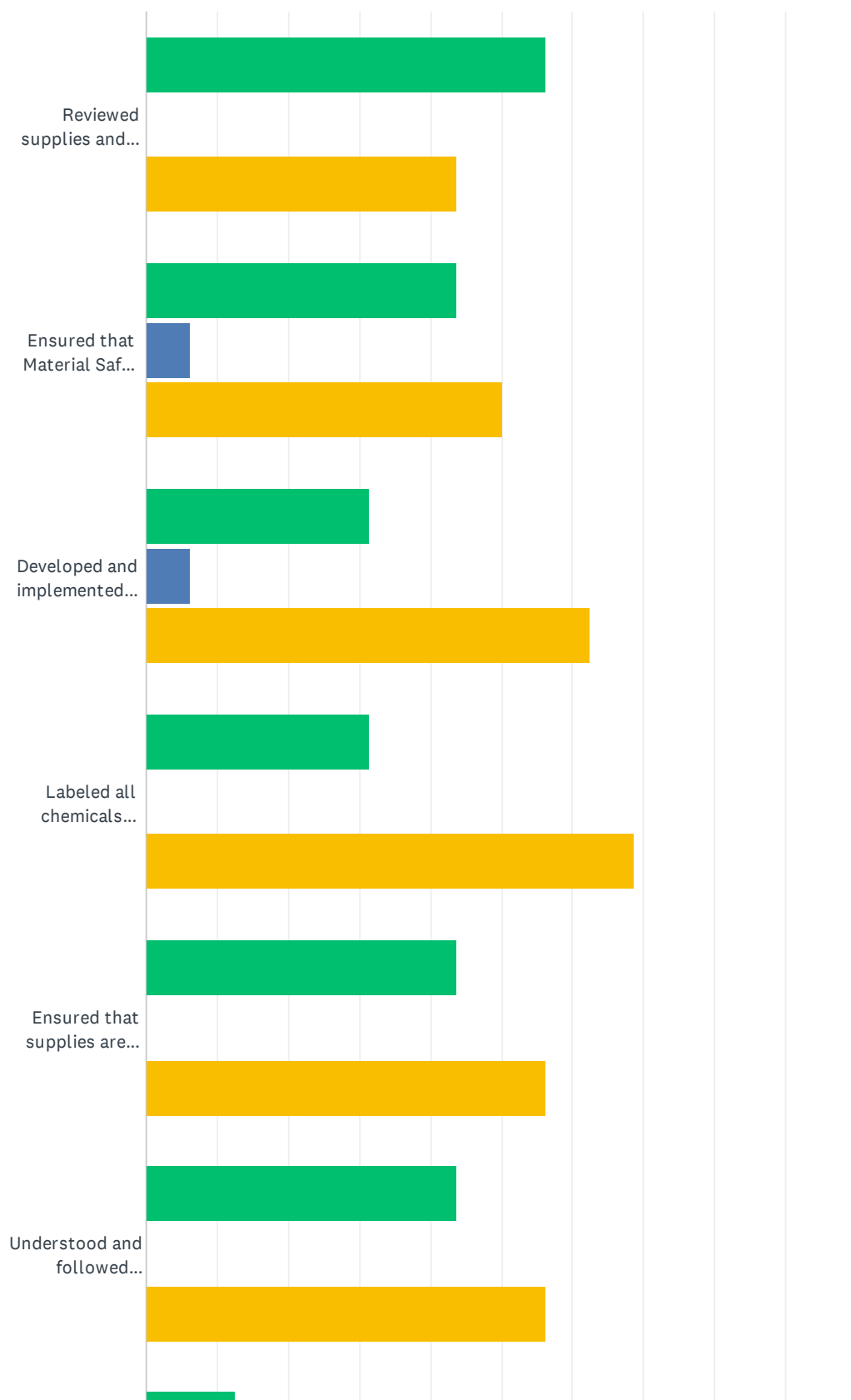
Teacher's Classroom IAQ Checklist



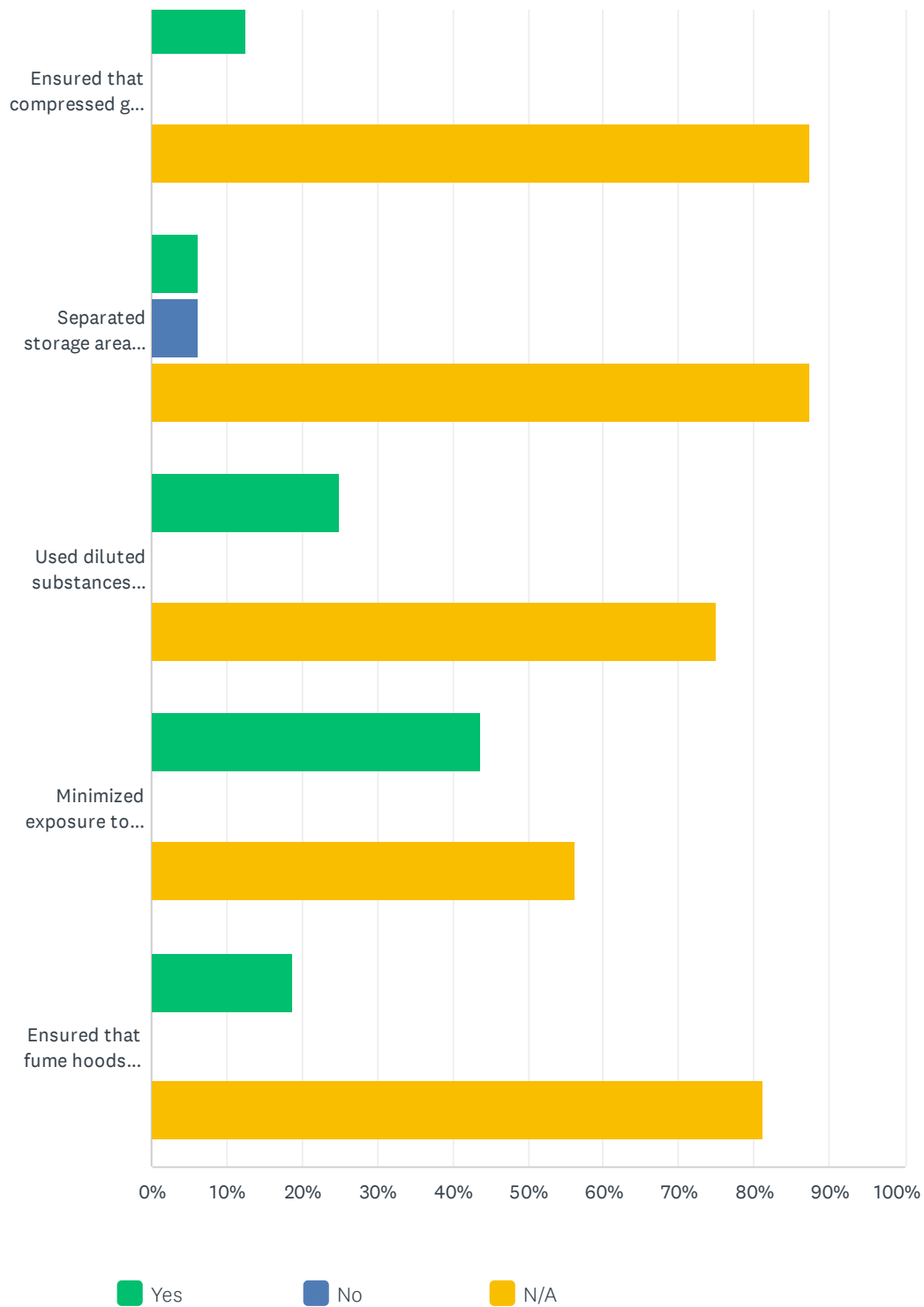
	YES	NO	N/A	TOTAL	WEIGHTED AVERAGE
Located unit ventilator	81.25% 13	6.25% 1	12.50% 2	16	1.07
Located air supply and return vents	81.25% 13	12.50% 2	6.25% 1	16	1.13
Ensured air is flowing from supply vent	62.50% 10	25.00% 4	12.50% 2	16	1.29
Ensured the air pathway is not obstructed	87.50% 14	6.25% 1	6.25% 1	16	1.07
Ensured there are no vehicle exhaust, kitchen/food, and chemical odors in the classroom	87.50% 14	0.00% 0	12.50% 2	16	1.00
Ensured there are no signs or mold or mildew	93.75% 15	6.25% 1	0.00% 0	16	1.06
Determined operability of windows	87.50% 14	0.00% 0	12.50% 2	16	1.00

Q9 Educational Supplies (Art, Science, Industrial/Vocational)

Answered: 16 Skipped: 0



Teacher's Classroom IAQ Checklist

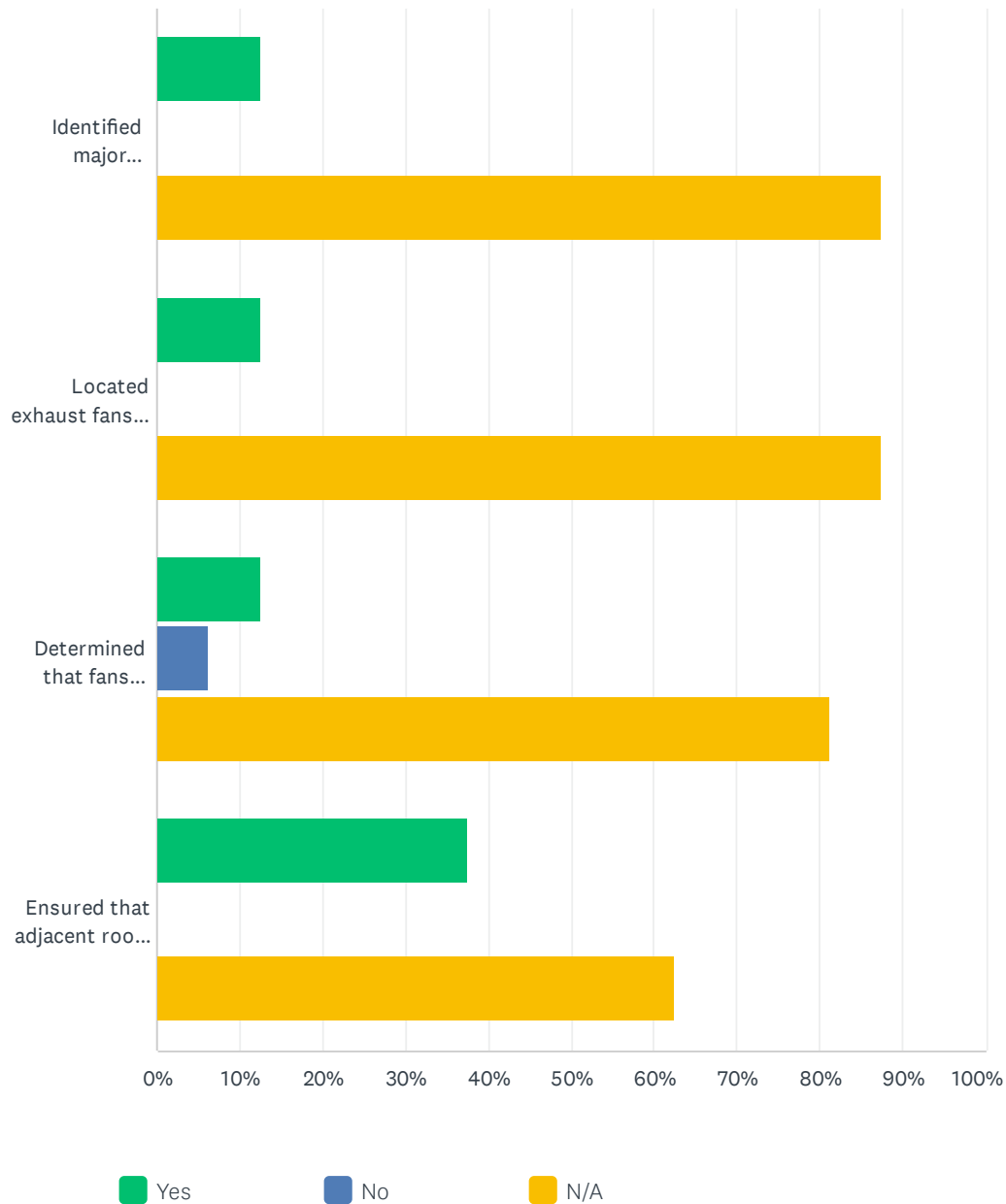


Teacher's Classroom IAQ Checklist

	YES	NO	N/A	TOTAL	WEIGHTED AVERAGE
Reviewed supplies and their labels	56.25% 9	0.00% 0	43.75% 7	16	1.00
Ensured that Material Safety Data Sheets are accessible	43.75% 7	6.25% 1	50.00% 8	16	1.13
Developed and implemented spill clean-up procedures	31.25% 5	6.25% 1	62.50% 10	16	1.17
Labeled all chemicals accurately with date of receipt/preparation and pertinent precautionary information	31.25% 5	0.00% 0	68.75% 11	16	1.00
Ensured that supplies are stored according to manufacturers' recommendations	43.75% 7	0.00% 0	56.25% 9	16	1.00
Understood and followed recommended procedures for disposal of used substances	43.75% 7	0.00% 0	56.25% 9	16	1.00
Ensured that compressed gas cylinders are stored securely	12.50% 2	0.00% 0	87.50% 14	16	1.00
Separated storage areas from main classroom area and ensured they are ventilated separately	6.25% 1	6.25% 1	87.50% 14	16	1.50
Used diluted substances rather than concentrates, wherever possible	25.00% 4	0.00% 0	75.00% 12	16	1.00
Minimized exposure to hazardous materials	43.75% 7	0.00% 0	56.25% 9	16	1.00
Ensured that fume hoods capture respirable particles, gases and vapors release within them	18.75% 3	0.00% 0	81.25% 13	16	1.00

Q10 Local Exhaust Fans

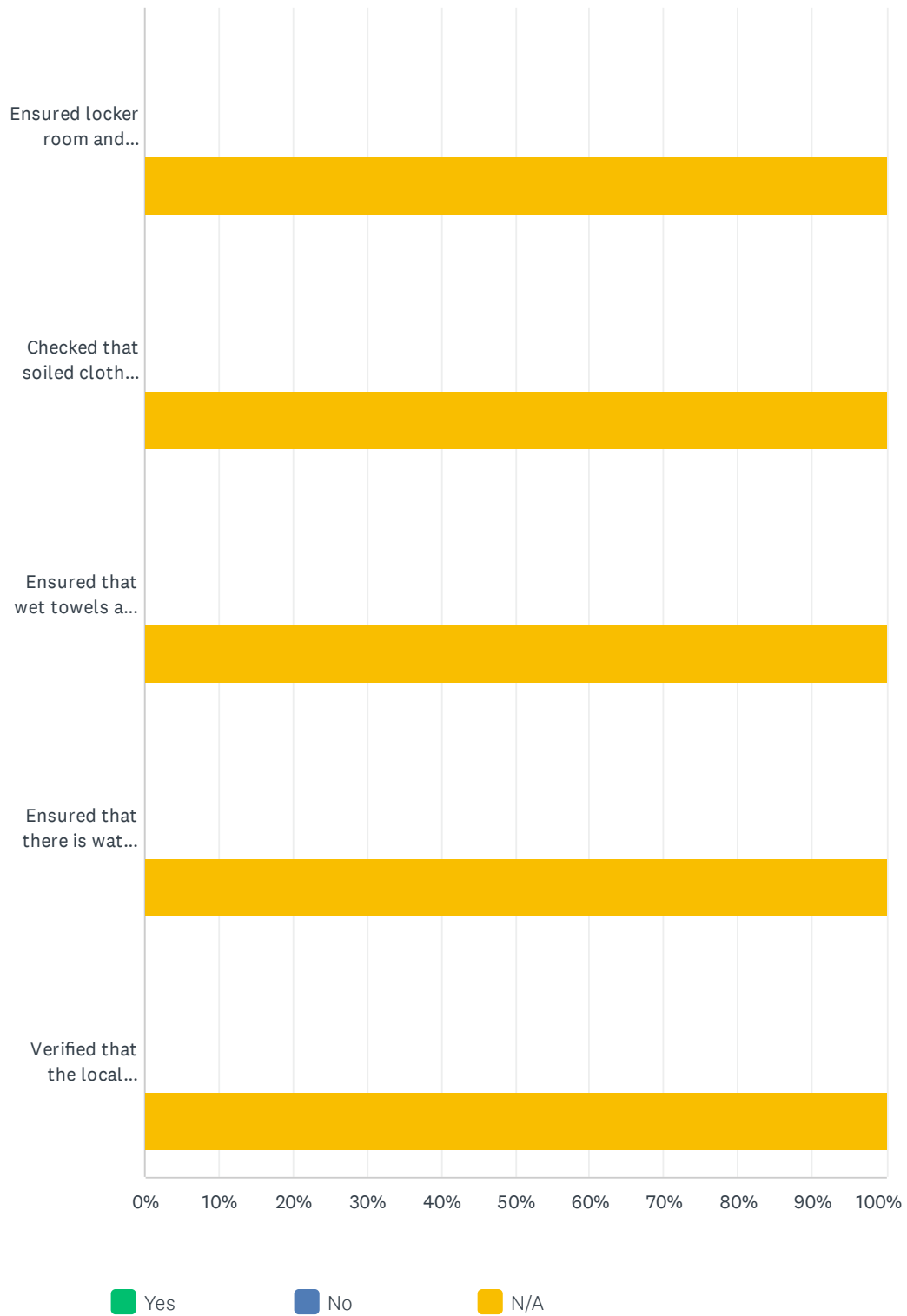
Answered: 16 Skipped: 0



	YES	NO	N/A	TOTAL	WEIGHTED AVERAGE
Identified major pollutant-generating activities, if any	12.50% 2	0.00% 0	87.50% 14	16	1.00
Located exhaust fans, if any	12.50% 2	0.00% 0	87.50% 14	16	1.00
Determined that fans operate	12.50% 2	6.25% 1	81.25% 13	16	1.33
Ensured that adjacent rooms or halls are free of odor	37.50% 6	0.00% 0	62.50% 10	16	1.00

Q11 Locker Room

Answered: 16 Skipped: 0



Teacher's Classroom IAQ Checklist

	YES	NO	N/A	TOTAL	WEIGHTED AVERAGE
Ensured locker room and showers are cleaned regularly and properly	0.00% 0	0.00% 0	100.00% 16	16	0.00
Checked that soiled clothes are removed regularly	0.00% 0	0.00% 0	100.00% 16	16	0.00
Ensured that wet towels are removed from locker room	0.00% 0	0.00% 0	100.00% 16	16	0.00
Ensured that there is water in the drain trap	0.00% 0	0.00% 0	100.00% 16	16	0.00
Verified that the local exhaust fan is functioning properly and used consistently	0.00% 0	0.00% 0	100.00% 16	16	0.00

Q12 Notes

Answered: 6 Skipped: 10